
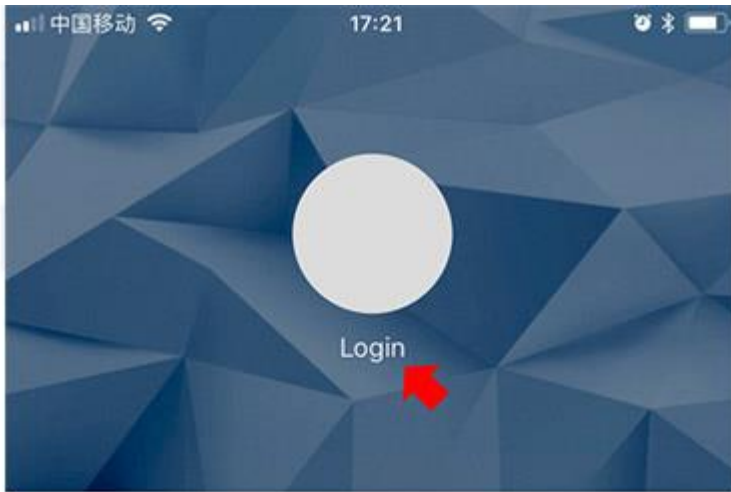


Technician account registration

Yanhua Mini ACDP Programming Master

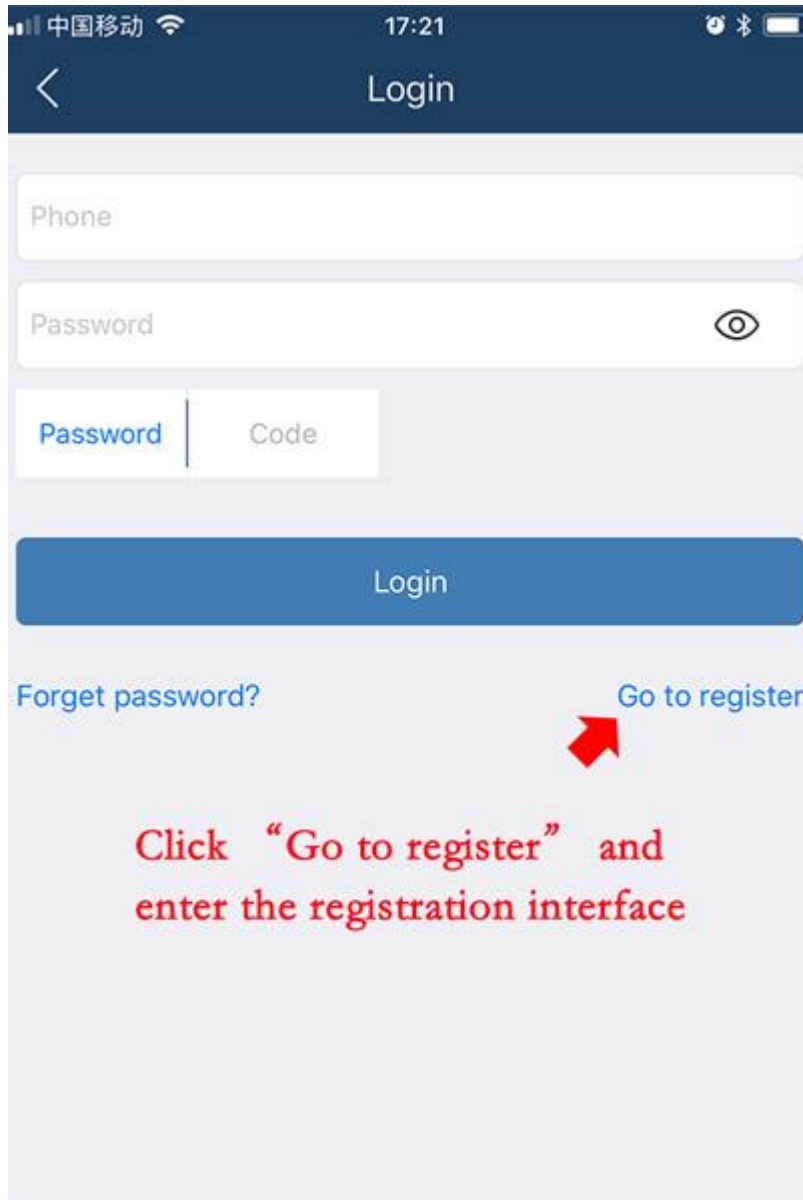


First connect and bind your ACDP



-  System settings >
-  Personal information >
-  My device >
-  Change Password >
-  Device authorization information >
-  About >

Click “login” and enter the login and registration interface



< Registered

*Phone 1397718888 Enter your phone number

*Password ●●●●●● Set the password

*Password ●●●●●● Repeat password
Mainland Chinese users can directly check mobile phone verification code mode

Phone code ACDP code
Users outside mainland China check ACDP verification code mode

*Code Code Click "Get code" →

*Mail 123456@qq.com Note your email name

*Company nnyh Note the name of your company

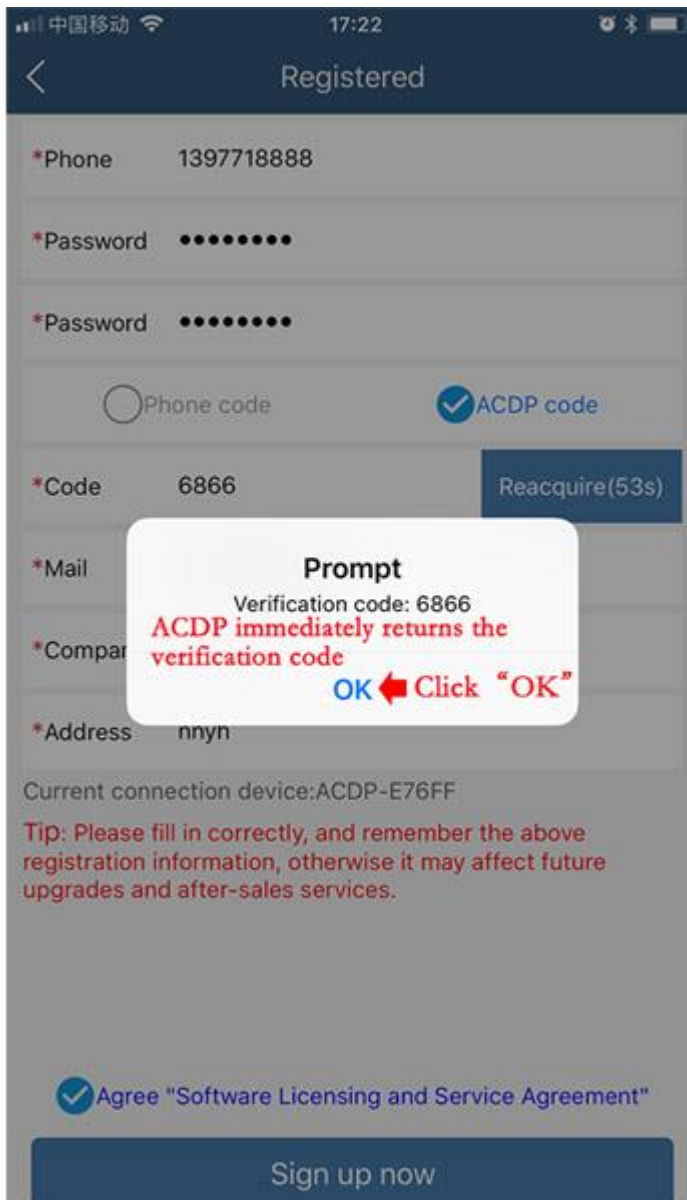
*Address nnyh Note your contact address

Current connection device:ACDP-E76FF

Tip: Please fill in correctly, and remember the above registration information, otherwise it may affect future upgrades and after-sales services.

The registration screen

Agree "Software Licensing and Service Agreement"



中国移动 17:22

Registered

*Phone 1397718888

*Password ●●●●●●

*Password ●●●●●●

Phone code ACDP code

*Code 6866 **Write verification code automatically** Reacquire(48s)

*Mail 123456@qq.com


*Company nnyh

*Address nnyh

Current connection device:ACDP-E76FF

Tip: Please fill in correctly, and remember the above registration information, otherwise it may affect future upgrades and after-sales services.

Agree "Software Licensing and Service Agreement"
Click "sign up now"

Sign up now 

Sign out



技师_1397718888

Successful registration and automatic login



System settings



Personal information



My device



Change Password



Device authorization information



About



Complete